

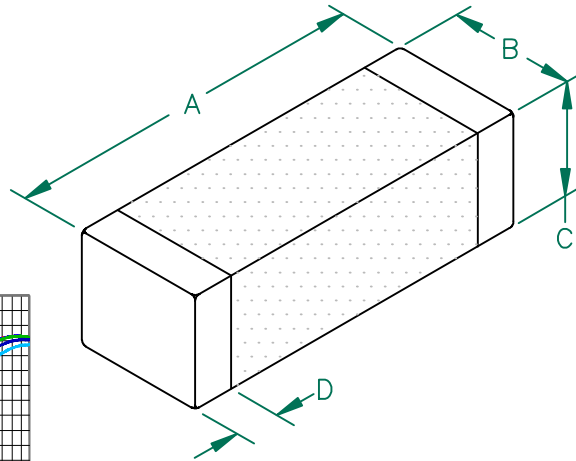
LI1806C151R-10

UNCONTROLLED DOCUMENT



PHYSICAL DIMENSIONS:

A	4.50 [.177]	+ 0.25 [.010]
B	1.60 [.063]	+ 0.25 [.010]
C	1.60 [.063]	+ 0.25 [.010]
D	0.51 [.020]	+ 0.25 [.010]

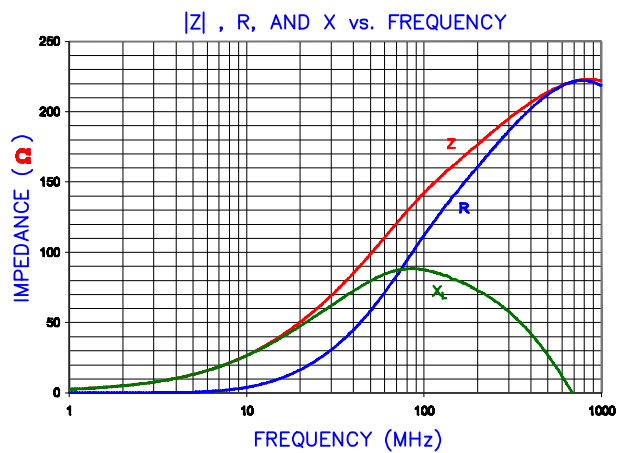
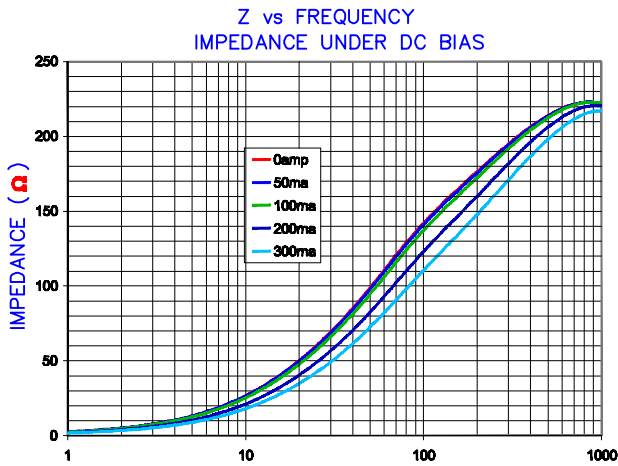


ELECTRICAL CHARACTERISTICS:

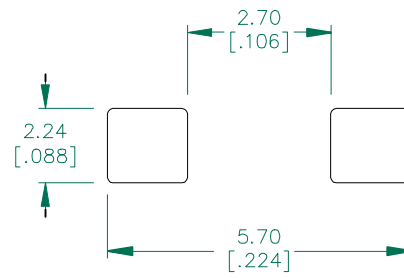
Z @ 100MHz (Ω)	DCR (Ω)	Rated Current
Nominal	150	
Minimum	113	
Maximum	188	0.500 300 mA

NOTES: UNLESS OTHERWISE SPECIFIED

1. TAPED AND REELED per CURRENT EIA SPECIFICATIONS 7" REELS, 2,000 PCS/REEL.
2. TERMINATION FINISH IS 100% TIN.

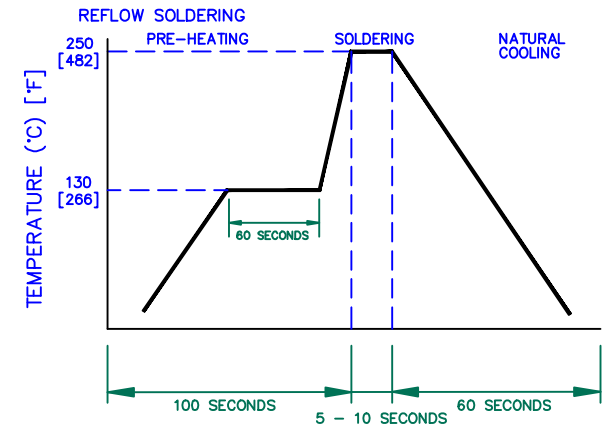


LAND PATTERNS FOR REFLOW SOLDERING



(For wave soldering, add 0.762 [.030] to this dimension.)

RECOMMENDED SOLDERING CONDITIONS



DIMENSIONS ARE IN mm [INCHES]				This print is the property of Laird Tech. and is loaned in confidence subject to return upon request and with the understanding that no copies shall be made without the written consent of Laird Tech. All rights to design or invention are reserved.			
D	CHANGE REEL QTY FROM 3K TO 2K	11/05/08	JRK				
C	UPDATE COMPANY LOGO ADD ROHS SYM	07/22/08	JRK				
B	ADD DC BIAS CURVE CHG REFLOW TEMP. CORRECT LANDPATTERN DIMS	03/17/03	JRK				
A	ORIGINAL DRAFT	08/07/02	JRK				
REV	DESCRIPTION	DATE	INT				
PROJECT/PART NUMBER: LI1806C151R-10				REV: D	PART TYPE: CO-FIRE	DRAWN BY: JRK	
DATE: 08/07/02				SCALE: NTS	SHEET: 2 of 2		
CAD #				TOOL #			
LAI1806C151R-10-D							